



EVERYTHING'S BETTER WITH DINOSAURS EVENT KIT



GOLDILOCKS

AND THE

THREE DINOSAURS



As Retold by

MO WILLEMS

BALZER + BRAY

An Imprint of HarperCollins Publishers

WWW.GOMO.NET

Art © 2012 by Mo Willems

EVERYTHING'S BETTER WITH DINOSAURS EVENT KIT

Once upon a time, there were three hungry Dinosaurs: Papa Dinosaur, Mama Dinosaur . . . and a Dinosaur who happened to be visiting from Norway. One day—for no particular reason—they decided to tidy up their house, make the beds, and prepare pudding of varying temperatures. And then—for no particular reason—they decided to go . . . someplace else. They were definitely NOT setting a trap for some succulent, unsupervised little girl.



Definitely not!


Goldilocks and the Three Dinosaurs takes on the fairy-tale classic in a way that's so funny and so original, it could only come from the brilliant mind of Mo Willems. And as the book shows, everything's better with dinosaurs, so use the Everything's Better with Dinosaurs Event Kit as your official guide to hosting a *Goldilocks and the Three Dinosaurs* event for young readers.

You'll need a few materials in addition to this kit when hosting your event:


- ✓ Crayons or markers
- ✓ Construction paper
- ✓ Scissors (with grown-up supervision, please!)
- ✓ Tape

And the moral is: Dinosaurs (and Mo Willems!) make any party or event more fun. Enjoy!

EVERY- THING'S BETTER WITH MO WILLEMS



Mo Willems is a three-time Caldecott Honor-winning dinosaur for *Don't Let the Pigeon Drive the Bus!*, *Knuffle Bunny: A Cautionary Tale*, and *Knuffle Bunny Too: A Case of Mistaken Identity*. He also won two Geisel Medals for *There Is a Bird on Your Head!* and *Are You Ready to Play Outside?* as well as a Geisel Honor for *I Broke My Trunk!* His books are perennial *New York Times* bestsellers, including the *Cat the Cat* series, *Knuffle Bunny Free: An Unexpected Diversion*, and *Hooray for Amanda & Her Alligator!* Before making picture books, Mo was a writer and animator on *Sesame Street*, where he won six Emmy Awards. Mo lives happily ever after with his family in Massachusetts.



BALZER + BRAY

An Imprint of HarperCollinsPublishers

WWW.GOMO.NET

Art © 2012 by Mo Willems

DINOSAUR? DINO-STORE!

Everything's better with dinosaurs, so celebrate *Goldilocks and the Three Dinosaurs* by transforming your bookstore into a dino-store! Here are some ideas to get you started:

- **Paper Trail**

Dinosaurs leave huge footprints as they strut their scaly stuff. Cut big, taloned footprints out of construction paper and create a trail of them around your store. Where will these footprints lead?

- **When Dinosaurs Ruled the Earth**

Use papier-mâché to create sculptures of dinosaurs. Place them around the store or use them in window displays.

- **This Chair Is Just Right**

Place a small chair, a medium-size chair, and a large chair in the store. Each chair will be *just right* for someone! Use this theme throughout the store with different-sized displays, books, tables, and more.

- **A Tail of Two Dinosaurs**

Create a display for *Goldilocks and the Three Dinosaurs* using retitled classic books, such as *A Tail of Two Dinosaurs*, *Oedipus T. Rex*, or *And Then There Were None* (okay, so that one doesn't need a new title!).

- **Oversize Spies**




The dinosaurs in *Goldilocks and the Three Dinosaurs* keep careful watch over their trap, peering at Goldilocks from the trees and through the windows. Create dinosaurs out of construction paper and tape them in your store windows and over bookshelves so they can keep an eye on everything.

- **Digging Up Clues**

Hold a dino-dig in your store! Create a scavenger hunt with clues written on construction paper bones. Hide the bones in books and other locations. Each clue will describe the location of the next bone!

- **Dinosaur Takeover**

Situated throughout the book are dinosaur-themed expressions, including a "Home Sweet Dinosaur Home" sampler and a "Wipe Your Talons" doormat. What other dinosaur phrases can you come up with? Convert your store into a place for dinosaurs by changing the everyday signs to dino-friendly ones!



EVERYTHING'S BETTER WITH DINOSAURS EVENT KIT

GOLDBLOCKS AND THE THREE _____

Goldilocks ends up in the wrong fairy tale with three big dinosaurs after her! What other funny twists can you imagine for this classic tale? Goldilocks and the Three Goldfish? Goldilocks and the Three Pigeons? Taking inspiration from the book's endpapers, create your own variation and draw your characters with Goldilocks below to create an original book jacket!

GOLDBLOCKS AND THE THREE _____



BALZER + BRAY

An Imprint of HarperCollins Publishers

WWW.GOMO.NET

EVERYTHING'S BETTER WITH DINOSAURS EVENT KIT

FEROCIOUS FORTUNE-TELLER

There's a moral of the story for Goldilocks and another moral for the three Dinosaurs. But what about one for you? Gaze into the future with this ferocious fortune-teller!

How to Fold:

1. With a grown-up's help, cut out the fortune-teller on the following page.
2. Fold the square on the yellow diagonal and unfold; repeat on the orange diagonal.
3. Flip the square over so that the text is facedown.
4. Fold each corner into the center toward the X where the creases cross.
5. Flip your new, smaller square over and repeat step 3. The numbers should now be faceup.
6. Fold the square in half. Unfold and fold in half the other way.
7. Holding the rectangle at the top two corners, gently push the corners inward. This will create four little peaks with spots for your fingers underneath. Now you're ready to play!

Safety Note:

Be careful around dinosaurs and scissors! Kids should always ask permission from a grown-up before using scissors.



How to Play:

- Pinch the fortune-teller using your thumbs and index fingers and practice opening it vertically and then horizontally.
- Start with the fortune-teller closed so only the names appear.
- Ask a friend to pick a character.
- Open and close the fortune-teller once for each letter in the name. (It helps to spell the name out loud!)
- After the last letter, ask your friend to choose a number from those that are showing and open and close the fortune-teller that many times.
- Have your friend choose another number and lift the flap under the corresponding number.
- The moral underneath is your fortune!



BALZER + BRAY

An Imprint of HarperCollinsPublishers

WWW.GOMO.NET

EVERYTHING'S BETTER WITH DINOSAURS EVENT KIT

FEROCIOUS FORTUNE-TELLER



 NORWAY	3	4	 GOLDI
7	Everything's better with dinosaurs.	If you find yourself in the wrong story, leave!	8
6		Always lock the back door.	5
 PAPA	2	Don't yell "GOTCHAI!" until the trap is sprung.	 MAMA
		1	

BALZER + BRAY

An Imprint of HarperCollins Publishers

WWW.GOMO.NET

EVERYTHING'S BETTER WITH DINOSAURS EVENT KIT

MEAT-EATER MEMORY MATCH


The Dinosaurs might be setting a trap for Goldilocks, but they're pretty forgetful! Test your memory with this matching game below.

How to Play:

- With a grown-up's help, cut along the dotted lines and flip the squares over.
- With a friend, take turns flipping the squares faceup to try to make a matching pair!
- If you make a pair, pick it up. If the squares don't match, turn them back over and let your friend try.
- See how many pairs you can make!

Safety Note:

Be careful around dinosaurs and scissors! Kids should always ask permission from a grown-up before using scissors.



BALZER + BRAY

An Imprint of HarperCollins Publishers

WWW.GOMO.NET

EVERYTHING'S BETTER WITH DINOSAURS EVENT KIT


PIN THE HORN ON THE DINOSAUR

Without his horn, the dinosaur from Norway isn't nearly as scary! Help the Norwegian Dinosaur trap unsuspecting, succulent children by helping him get his horn back!

With a grown-up's help, cut out the dinosaur's horn and loop a piece of tape to its underside. Tape the rest of this sheet to a wall. Play with your friends as you take turns blindfolding one another and trying to reunite the dinosaur visiting from Norway with his horn at the spot marked with an X.

Safety Note:

Be careful around dinosaurs and scissors! Kids should always ask permission from a grown-up before using scissors.



BALZER+BRAY

An Imprint of HarperCollins Publishers

WWW.GOMO.NET


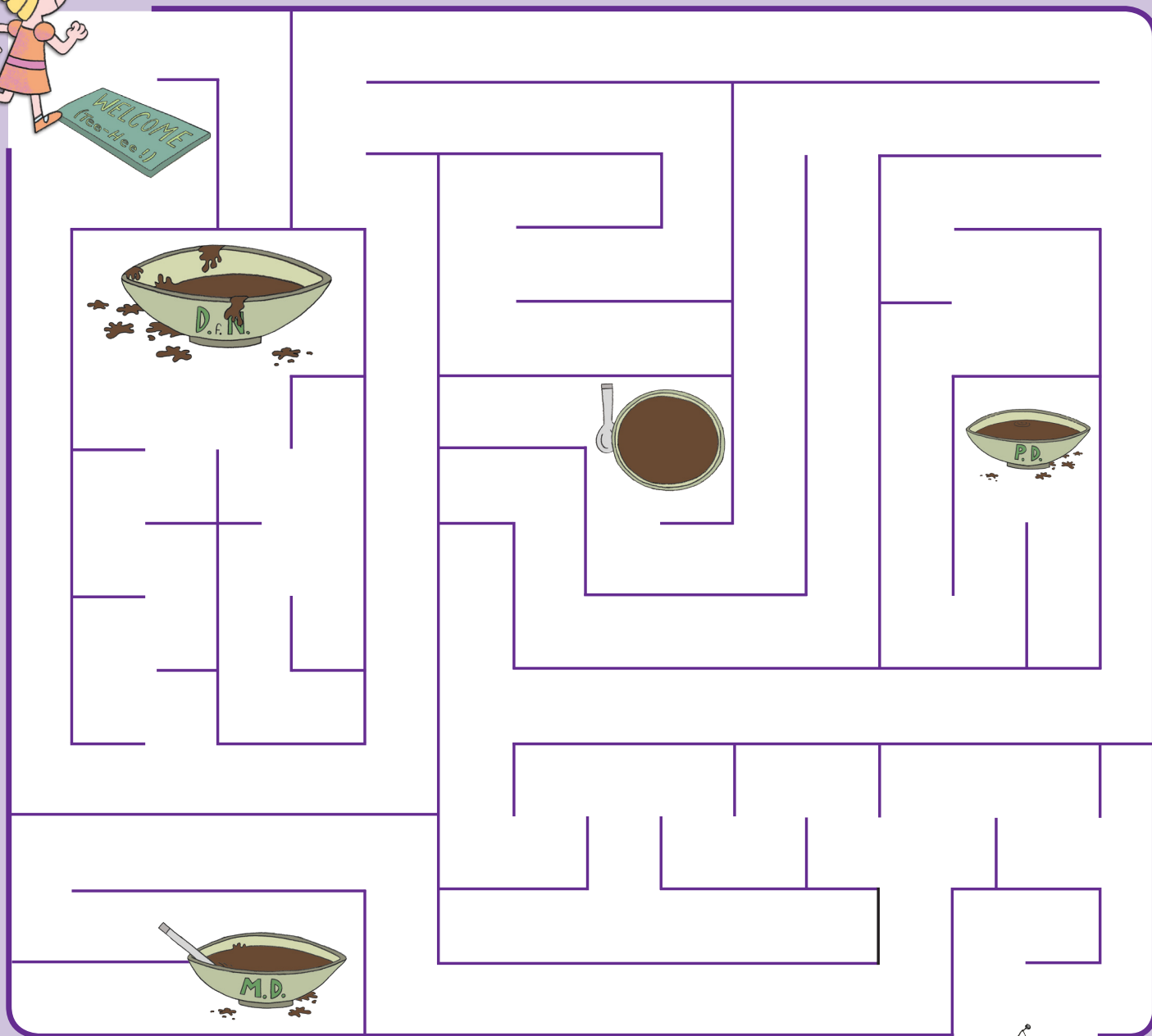
EVERYTHING'S BETTER WITH DINOSAURS EVENT KIT

ESCAPE EXTINCTION

Goldilocks barges into the house of the Dinosaurs. They're probably not setting a trap for her; but if they are, she needs to get out of there quickly! Help Goldilocks through the maze and out the back door, but be sure to steer clear of the chocolate pudding distractions along the way!



START



BALZER + BRAY

An Imprint of HarperCollins Publishers

WWW.GOMO.NET

EVERYTHING'S BETTER WITH DINOSAURS EVENT KIT

DINOSAUR ~~HANGMAN~~




The Dinosaurs are pretty tricky creatures—they almost fool Goldilocks!
Can you stump your friends? Play hangman—er, hangdinosaur—and see if you can trick them!

How to Play:

- With a grown-up's help, cut out the Papa Dinosaur pieces and the tree.
- With a friend, take turns thinking of a secret word and having the other person try to guess it!
- Draw out blank lines for each letter in your word and fill in the letters as you play.
- For each letter that your friend guesses that isn't in your secret word, add a piece of the dinosaur to the tree.
- See if your friend can guess the word before you build the whole dinosaur!

Safety Note:

Be careful around dinosaurs and scissors! Kids should always ask permission from a grown-up before using scissors.



BALZER+BRAY

An Imprint of HarperCollins Publishers

WWW.GOMO.NET