


# Let's Party!

Ask an adult to help you cut on the dotted lines, fold on the fold lines, fill out the party details and send to your friends.




R.S.V.P. \_\_\_\_\_

Party Place: \_\_\_\_\_

Party Time: \_\_\_\_\_

Party Date: \_\_\_\_\_

Come scare up some fun at  
our Halloween party!



**HARPER**  
An Imprint of HarperCollins Publishers



FOLD HERE



Activity based on the book JUST SAY BOO. This page may be photocopied for free distribution. For more information, go to [susanhoodbooks.com](http://susanhoodbooks.com). Illustration © 2012 by Jed Henry. All rights reserved.

# Make Your Own Halloween Cards

Send spooky season's greetings to friends and family with these printable Halloween cards. Cut on the dotted lines, fold on the fold lines, sign and send!



**HARPER**

An Imprint of HarperCollinsPublishers


FOLD HERE



Activity based on the book JUST SAY BOO. This page may be photocopied for free distribution. For more information, go to [susanhoodbooks.com](http://susanhoodbooks.com). Illustration © 2012 by Jed Henry. All rights reserved.

## Make a Mask

First, color the masks. Then ask an adult to help you cut along the dotted lines. Don't forget the eyes so you can see! Then punch holes in either end of the mask and attach ribbons or string to tie your mask on. (Note: you can turn these masks over to draw your own spooky masks on the other side.)



**HARPER**

An Imprint of HarperCollinsPublishers

Activity based on the book JUST SAY BOO. This page may be photocopied for free distribution. For more information, go to [susanhoodbooks.com](http://susanhoodbooks.com). Illustration © 2012 by Jed Henry. All rights reserved.

# Make a Mask

First, color the masks. Then ask an adult to help you cut along the dotted lines. Don't forget the eyes so you can see! Then punch holes in either end of the mask and attach ribbons or string to tie your mask on. (Note: you can turn these masks over to draw your own spooky masks on the other side.)

