


# YES VIRGINIA



WRITTEN BY CHRIS PLEHAL  
ILLUSTRATED BY JAMES BERNARDIN

## Create and Share Your Own Story

Christmas is an inspiring time filled with faith in the unseen. Virginia is inspired to write a letter to the newspaper to determine once and for all if Santa Claus exists. Like Virginia, you can practice your writing skills with the word lib below.

Read the passage and fill in each blank with your own word to create a funny, surprising, or just plain silly story that can be shared with your friends. Once you've filled in all of the blanks, read the real passage from *Yes, Virginia* (pp. 6–7).

Virginia loved \_\_\_\_\_ .  
NOUN

She loved the \_\_\_\_\_ .  
NOUN

She loved the \_\_\_\_\_ .  
NOUN

But most of all, she loved \_\_\_\_\_ .  
NOUN

She could hardly wait for \_\_\_\_\_ , when she would

\_\_\_\_\_ Santa a plate of \_\_\_\_\_ and lie awake

for the sound of \_\_\_\_\_ bells.  
NOUN

This year, she had even \_\_\_\_\_ her very own \_\_\_\_\_ book.  
VERB NOUN




Copyright © 2010 Macy's

HARPER FESTIVAL  
An Imprint of HarperCollins Publishers

[www.harpercollinschildrens.com](http://www.harpercollinschildrens.com)

# YES VIRGINIA



## Virginia's Christmas Cookies

WRITTEN BY CHRIS PLEHAL  
ILLUSTRATED BY JAMES BERNARDIN

### Ingredients

- 3/4 cup butter, softened
- 1 cup sugar
- 2 eggs
- 1 teaspoon vanilla extract
- 2 1/2 cups all-purpose flour
- 1 teaspoon baking powder
- 1 teaspoon salt
- Red and green sprinkles and colored sugar for decorating



### Directions

1. You will need an adult's help to make these cookies.
2. In a medium-sized bowl, mix together the flour, baking powder, and salt.
3. In a large bowl, cream the butter and sugar, then add the eggs, one at a time, followed by the vanilla.
4. Beat until light and fluffy.
5. Gradually add the flour mixture, using a wooden spoon or rubber spatula, to the wet mixture and combine until the dough becomes thicker.
6. Chill the dough for at least 2 hours. After the dough has chilled, roll out small amounts of dough on a floured board until 1/8" thick.
7. Dip cookie cutters into flour to prevent sticking. Cut dough into shapes.
8. Bake at 350°F for 6–8 minutes or until edges are light golden brown. Remove cookies from baking sheets, decorate with sprinkles and colored sugar, and cool on wire racks.


Copyright © 2010 Macy's

**HARPER FESTIVAL**  
An Imprint of HarperCollinsPublishers

[www.harpercollinschildrens.com](http://www.harpercollinschildrens.com)



# YES VIRGINIA



WRITTEN BY CHRIS PLEHAL  
ILLUSTRATED BY JAMES BERNARDIN

## My Christmas Wish List

What are you wishing for this Christmas?  
Make a list for Santa Claus and ask an adult to mail it to the North Pole!



---

---

---

---

---

---

---

---



Copyright © 2010 Macy's

**HARPER FESTIVAL**  
An Imprint of HarperCollinsPublishers

[www.harpercollinschildrens.com](http://www.harpercollinschildrens.com)

# YES VIRGINIA



WRITTEN BY CHRIS PLEHAL  
ILLUSTRATED BY JAMES BERNARDIN

## Write a Letter to Santa!

Santa Claus loves to get mail! Write a short letter to Santa below and with the help of an adult, detach the letter by cutting along the dotted line with scissors. Then have an adult mail the letter to Santa at the North Pole.

DEAR SANTA,

---

---

---

---

---

---

---

---



Copyright © 2010 Macy's

**HARPER FESTIVAL**  
An Imprint of HarperCollinsPublishers

[www.harpercollinschildrens.com](http://www.harpercollinschildrens.com)

# YES VIRGINIA



## There Is a Santa Claus!

WRITTEN BY CHRIS PLEHAL  
ILLUSTRATED BY JAMES BERNARDIN

Can you find the real Santa Claus on the crowded city street?  
Look carefully and you'll find Santa hiding among the busy people.



Copyright © 2010 Macy's

**HARPER FESTIVAL**  
An Imprint of HarperCollinsPublishers

[www.harpercollinschildrens.com](http://www.harpercollinschildrens.com)