


A-MOO-sing Fun with Hilda Mae Heifer!

Classroom Activities

★ **“This overenthusiastic if daft bovine is certain to become a beloved storytime star.”**

—The Bulletin of the Center for Children's Books (starred review)

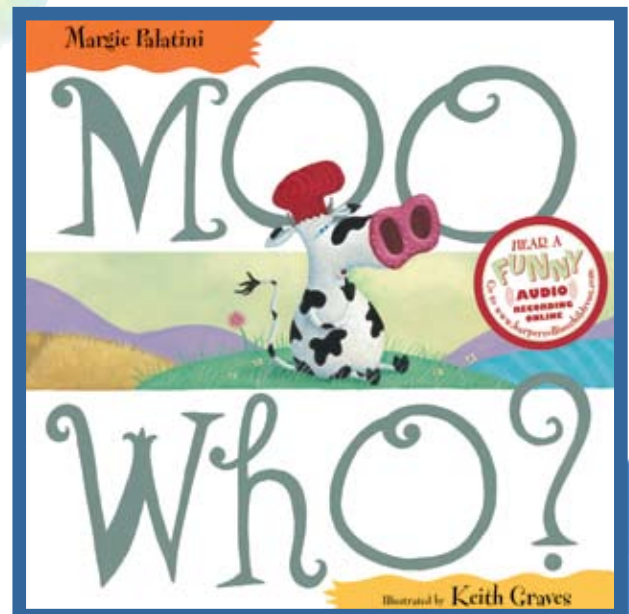
Hilda Mae Heifer has lost her melodic mi-mi-moo! A clunk on the head from a high-flying cow pie, and now Hilda's not sure if she should honk, peep, oink, or mew. With the help of the animals on the farm, will Hilda once again be able to sing her sensational moo?




Why does Hilda Mae Heifer look so down in the dumps? Even Hilda's moo is sounding more like boo-hoo. Perhaps Hilda needs a little doodle-do to accompany her moo-moo-moo? Hilda's farm friends decide it's high time to find their blue bovine the perfect singing partner. Let the auditions begin!

Moo Who? & Boo-Hoo Moo

By Margie Palatini
Illustrated by Keith Graves



Tr 978-0-06-000105-6 • \$16.99 (\$18.50)
Lb 978-0-06-000106-3 • \$17.89 (\$20.89)
Pb 978-0-06-000107-0 • \$6.99 (\$8.75)



Tr 978-0-06-114375-5 • \$17.99 (\$19.50)
Lb 978-0-06-114376-2 • \$18.89 (\$20.89)

A-MOO-sing Fun with Hilda Mae Heifer!



Classroom Activities

Onomatopoeia Challenge

Margie Palatini's Hilda Mae Heifer stories provide the perfect opportunity to introduce students to onomatopoeia. Define onomatopoeia for your class as a word or phrase that imitates a sound. Examples in *Moo Who?* and *Boo-Hoo Moo* include boo-hoo, cluck, nay, thump, and wham. How many other onomatopoeic words can your students find in the two books? After creating a class list of these words, challenge each student to add a new word to the list that isn't in either book.

Wordplay on the Farm

Further explore the fun wordplay in *Moo Who?* and *Boo-Hoo Moo* with this activity. Explain the following terms to your class: alliteration, homophone, pun, repetition, and rhyme. Ask small groups of students to find examples of each in the Hilda Mae Heifer books. Then have each group write an original conversation between Hilda and one of the other farm animals, incorporating three of these wordplay devices. Students should illustrate their conversations, taking inspiration from the art of Keith Graves.

Making MOO-sic

Do your students love to mi-mi-moo and tra-la-la as much as Hilda Mae Heifer does? Instruct small groups of students to make their own MOO-sic by choosing a popular tune, such as "Happy Birthday" or "Jingle Bells," and replacing its words with barnyard animal sounds. Have the groups perform their doodle-doodle-doods and bow-wow-oh-wows for one another.

Don't Have a Cow!

In *Moo Who?*, the goose, the chicken, the pig, and the cat all explain to Hilda why she can't be anything but a cow by pointing out qualities of theirs that she doesn't have. Assign students other animals to research, including those that audition in *Boo-Hoo Moo*. In their research, students should note three interesting characteristics that make their animal different from a cow. Have each student play the part of his or her assigned animal in front of the class, explaining how its qualities prove that it is not a cow. Can your students guess what animals their classmates are pretending to be?

Hilda Cupcakes

Surprise your students by bringing in cupcakes for them to decorate. Help each student transform his or her cupcake into Hilda Mae Heifer's face by icing it with white frosting and then adding red shoestring licorice for hair, blue M&M's Minis for eyes, the base of a pink gumdrop for the snout, and black jelly beans for spots. Take photos of your students with their cow confections so that they may continue to admire them—even after they've been eaten!



 Katherine Tegen Books
An Imprint of HarperCollinsPublishers

www.harpercollinschildrens.com

For exclusive information on your favorite authors and artists, visit www.authortracker.com.

To order, please contact your HarperCollins sales representative, call 1-800-C-HARPER, or fax your order to 1-800-822-4090. Prices and availability subject to change without notice.

Illustrations copyright © 2009 by Keith Graves